

FLIGHT RANGE



CLOCK

FLIGHT

Part No. **FAC1-1052-00C**

Type: Electrical
Range: 12 hours
Scale: Full

Dia: 52 mm
Bezel: Chrome Half Round
[Fitting Instructions](#)



AMBIENT TEMP

FLIGHT

Part No. **FAT1-1B52-00C**

Type: Electric
Range: -20-50 °C

Scale: Full
Dia: 52mm
Bezel: Chrome Half Round
[Fitting Instructions](#)

WATER TEMP

FLIGHT

Part No. **FCT1-1B52-00C**

Type: Electric
Range: 40-120 °C
Scale: Full
Dia: 52mm
Bezel: Chrome Half Round
[Fitting Instructions](#)



FUEL LEVEL

FLIGHT

Part No. **FFC1-1B52-00C**

Type: Electric
Range: 0-1/4-1/2-3/4-4/4

Scale: Full
Dia: 52mm
Bezel: Chrome Half Round
[Fitting Instructions](#)



FLIGHT BOOST

FLIGHT

Part No. **FMP1-1B52-00C**

Type: Electrical
Range: -1 - 2 bar

Scale: Full
Dia: 52mm
Bezel: Chrome Half Round
[Fitting Instructions](#)



OIL PRESSURE

FLIGHT

Part No. **FOP1-1B52-00C**

Type: Electric
Range: 0-7bar

Scale: Full
Dia: 52mm
Bezel: Chrome Half Round
[Fitting Instructions](#)



OIL PRESSURE

FLIGHT

Part No. **FOP1-1B52-02C**

Type: Electric
Range: 0-100 psi

Scale: Full
Dia: 52mm
Bezel: Chrome Half Round
Representative Image
[Fitting Instructions](#)



OIL PRESSURE

FLIGHT

Part No. **FOP1-1B52-17C**

Type: Electrical
Range: 0-7 bar

Scale: Full
Dia: 52mm
Bezel: Chrome Half Round
[Fitting Instructions](#)




OIL TEMP **FLIGHT**

Part No. FOT1-1B52-00C

Type: Electric
Range: 50-100 °C

Scale: Full
Dia: 52mm
Bezel: Chrome Half Round
[Fitting Instructions](#)




VOLTMETER **FLIGHT**

Part No. FVO1-1B52-00C

Type: Electric
Range: 9-17 volts

Scale: Full
Dia: 52mm
Bezel: Chrome Half Round
[Fitting Instructions](#)




SPEEDOMETER **FLIGHT**

Part No. FES3-1B52-00C

Type: Electrical
Range: 0-180 mph

Scale: Full
Dia: 80mm
Bezel: Chrome Half Round
[Fitting Instructions](#)




SPEEDOMETER **FLIGHT**

Part No. FES3-1B52-01C

Type: Electric
Range: 0-140 mph

Scale: Full
Dia: 80mm
Bezel: Chrome Half Round
Representative Image
[Fitting Instructions](#)




SPEEDOMETER **FLIGHT**

Part No. FES3-1B52-02C

Type: Electric
Range: 0-280 kph

Scale: Full
Dia: 80mm
Bezel: Chrome Half Round
[Fitting Instructions](#)




SPEEDOMETER **FLIGHT**

Part No. FES5-1B52-00C

Type: Electric
Range: 0-180 mph

Scale: Full
Dia: 100mm
Bezel: Chrome Half Round
[Fitting Instructions](#)




TACHOMETER **FLIGHT**

Part No. FET5-1B52-00C

Type: Electric
Range: 0-8000 RPM

Scale: Full
Dia: 100mm
Bezel: Chrome Half Round
[Fitting Instructions](#)




SPEEDOMETER **FLIGHT**

Part No. FES5-1B52-02C

Type: Electric
Range: 0-280 kph

Scale: Full
Dia: 100mm
Bezel: Chrome Half Round
[Fitting Instructions](#)



TACHOMETER **FLIGHT**

Part No. FET1-1B52-00C

Type: Electric
Range: 0-8000 RPM

Scale: Full
Dia: 52mm
Bezel: Chrome Half Round
[Fitting Instructions](#)



TACHOMETER **FLIGHT**

Part No. FET3-1B52-00C

Type: Electrical
Range: 0-8000 RPM

Scale: Full
Dia: 80mm
Bezel: Chrome Half Round
[Fitting Instructions](#)

